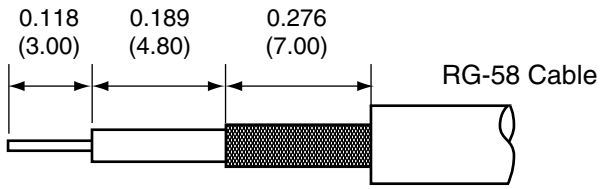
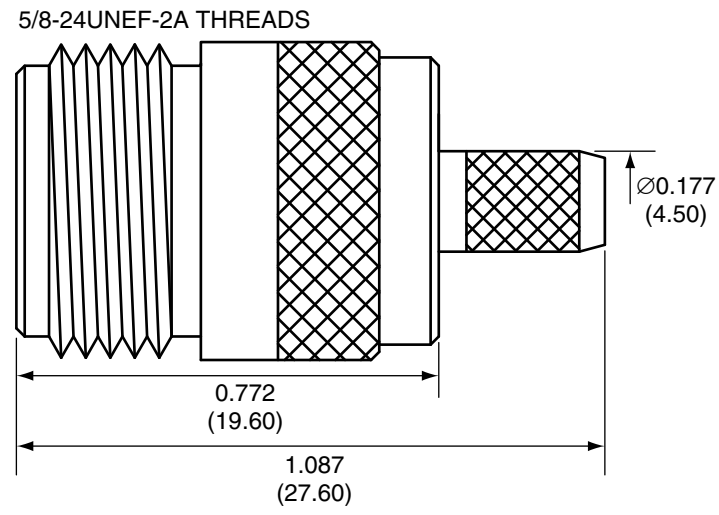


1		
Description	Material	Finish
Body	Brass	Nickel
Socket	Brass	Gold
Crimp Ring	Brass	Nickel
Insulation	Teflon	N/A

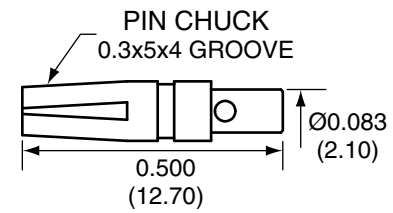
RECOMMENDED CABLE STRIPPING DIMENSIONS



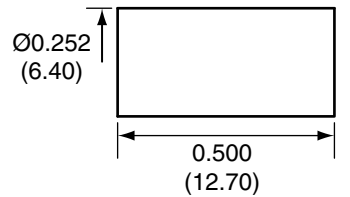
SIDE VIEW



SOCKET



CRIMP RING



CONN011-R58 ASSEMBLY INSTRUCTIONS

1. Solder the socket to the center conductor.
2. Insert the socket, center conductor, and insulator into the body.
3. Wrap the braid around the tail of the body and crimp the ring with a hex crimp tool labeled for use with RG-58 cable.

Title		N FEMALE CABLE END CRIMP FOR RG58 CABLE		CONNECTOR CITY 159 ORT LANE MERLIN, OR 97532 PH (541)-471-6256 FAX (541)-471-6251	
Part No.	CONN011-R58	Revision:	1.0		
Dimensions:	INCHES (mm)	Date:	2/20/2008	Sheet 1 of 1	

